



rooflite®  
extensive



rooflite®  
semi-intensive



rooflite®  
intensive



rooflite®  
intensive base



rooflite®  
agricultural



rooflite®  
separation fabric



rooflite®  
drain

## OVERVIEW

rooflite offers a full line of standardized lightweight soil products, meticulously engineered for a diverse range of green roof applications and designed to optimize green roof performance. All rooflite soils are lightweight and promote vigorous plant growth while simultaneously draining and retaining stormwater.

## DESCRIPTION




Rooflite soils are blends of carefully graded porous lightweight aggregates, including pumice or expanded clay, slate, or shale, blended with premium organic components like US Composting Council Seal of Testing Assurance (USCC STA) compost. With more than 1,000 projects installed over the last decade, rooflite stands for quality and consistency in engineered soil applications.

## SPECIFICATIONS AND TECHNICAL DATA

Regional specifications are available on our website, and additional tech documents can be found in our digital Downloads Center. Please visit [www.rooflitesoil.com](http://www.rooflitesoil.com) for more information.

## SHIPPING & HANDLING

All rooflite soils are sold by volume and measured in cubic yard units (or cubic meters where applicable). With more than 20 strategically located production sites, rooflite is able to offer products made with regionally sourced, cost effective, high quality components throughout the Americas. Packaging and delivery options vary depending on production location and project size:

 <b>BULK</b>	 <b>SUPER SACKS</b>	 <b>ft<sup>3</sup> BAGS</b>
<b>Packaging:</b> none	<b>Packaging:</b> Fully enclosed poly bag with lifting loops	<b>Packaging:</b> One cubic foot sealed poly bag; stacked & wrapped on a pallet
<b>Dimensions:</b> Truck sized pile	<b>Dimensions:</b> 42x 42 W x 60 H + pallet; 1 super sack per pallet	<b>Dimensions:</b> 40 x 48 x 70 H; 40 to 60 bags per pallet
<b>Shipping Weight:</b> 1000 to 1500 pounds per yd <sup>3</sup>	<b>Shipping Weight:</b> NTE 3000 pounds per pallet	<b>Shipping Weight:</b> NTE 3000 pounds per pallet
<b>Average Capacity:</b> 20 - 40 yd <sup>3</sup> per truckload	<b>Average Capacity:</b> 30 - 44 yd <sup>3</sup> per truckload	<b>Average Capacity:</b> 30 - 40 yd <sup>3</sup> per truckload
<b>Delivery Truck:</b> dump truck or walking floor (triale, dump trailer, tandem, etc)	<b>Delivery Truck:</b> Flatbed Tractor Trailer; equipment required to unload	<b>Delivery Truck:</b> Flatbed Tractor Trailer or LTL common carrier
<b>Suited For:</b> At grade installs; blower trucks; telebelt trucks or other bulk conveyance means	<b>Suited For:</b> Crane installations; projects with tower crane access; most common option	<b>Suited for:</b> Elevators or manual indoor conveyance; limited access or staging ability

## ESTIMATING QUANTITY

When estimating rooflite quantities, the required finished depth or thickness is just as critical a measure as the area to cover. Unlike other roofing materials, green roof media will compact, and this compaction must be planned for when estimating and ordering. rooflite offers a full service order volume calculator and quote request tool online at [www.rooflitesoil.com/calculator](http://www.rooflitesoil.com/calculator) that includes compaction and other jobsite specific considerations.

## WARNINGS OR HAZARDS

Extreme care should be used when lifting containers. Damage or injury to persons or property is a potential risk.

## ORDERING

Please contact the rooflite main office at 877.268.0017 or email [sales@rooflitesoil.com](mailto:sales@rooflitesoil.com) to execute your order.